

**MDS PUBLIC SCHOOL, MADINA (ROHTAK)**  
**SUMMER HOLIDAYS HOMEWORK**  
**SESSION – (2024-25)**  
**CLASS-5<sup>TH</sup>**



**“SOME OF YOUR BEST IDEAS COME WHEN YOU'RE  
ON VACATION.”**

**Dear Students,**

**SummerVacation** is round the corner, Hurray!! Have you started listing all exciting things you will do? Why not have fun with a little bit of learning along the way? So here's a list of some enjoyable learning activities you can do at the noon time.

- **Read a book to yourself.**
- **Prepare a meal with your family.**
- **Draw or paint a picture of something.**

Here are the ways by which you can make your holidays fun and learning at the same time:-

- **Go for walk, talk about things you see around.**
- **Speak in English as much as possible.**
- **Help your parents in small household chores like dusting, cleaning and watering the plants.**

**NOTE:-**

- **Do all the assignments in neat and legible handwriting in separate notebook.**
- **Parents are requested to just guide the children to complete the task on their own.**
- **Holiday homework marks will be added in final result**

**Few guidelines for your parents to make your long summer break fruitful**

'Knowledge is power'. Therefore encourage your child to cultivate the reading habit because it not only enhances the knowledge acquired but also develops the vocabulary and language skills.

**"आपके कुछ बेहतरीन विचार तब आते हैं जब आप छुट्टियों पर होते हैं।"**

प्रिय विद्यार्थियो,

गर्मी की छुट्टियाँ नजदीक हैं, हुर्रे!! क्या आपने उन सभी रोमांचक चीज़ों की सूची बनाना शुरू कर दिया है, जो आप करेंगे ? रास्ते में थोड़ा-सा सीखने का आनंद क्यों न उठाया जाए? तो यहां कुछ मनोरंजक सीखने की गतिविधियों की सूची दी गई है, जिन्हें आप दोपहर के समय कर सकते हैं।

- अपने लिए एक किताब पढ़ें।
- अपने परिवार के साथ भोजन तैयार करें ।
- किसी चीज़ का चित्र बनाएं और रंग भरे ।

यहां वे तरीके दिए गए हैं, जिनसे आप अपनी छुट्टियों को मज़ेदार और सीखने लायक बना सकते हैं:-

- टहलने जाएं, आसपास दिखने वाली चीज़ों के बारे में बात करें।
- जितना हो सके अंग्रेजी में बोलें।
- अपने माता-पिता को घर के छोटे-छोटे कार्यों जैसे धूल झाड़ना, सफाई करना और पौधों को पानी देना आदि में मदद करें।

**नोट:-सभी कार्य अलग-अलग कार्यपुस्तिका में साफ-सुथरी लिखावट में करें।**

**माता-पिता से अनुरोध है, कि वे बच्चों को केवल कार्य स्वयं पूरा करने के लिए मार्गदर्शन करें।**

**छुट्टियों के गृहकार्य के अंक अंतिम परिणाम में जोड़े जाएंगे।**

आपके माता-पिता के लिए आपकी लंबी गर्मी की छुट्टियों को उपयोगी बनाने के लिए कुछ दिशानिर्देश:-

'ज्ञान शक्ति है'। इसलिए अपने बच्चे को पढ़ने की आदत विकसित करने के लिए प्रोत्साहित करें क्योंकि यह न केवल अर्जित ज्ञान को बढ़ाता है, बल्कि शब्दावली और भाषा कौशल भी विकसित करता है।

## Music

1. Learn and write National Anthem (जन-गण-मन....)
2. Learn and write National Song (वंदे मातरम् )

## English

- (A) Write five Paragraphs on any current topic (for example- elections, health, Climatic changes, etc.)
- (B) Activity Work –
1. Make a video shoot and send to your subject teacher - how did you spent your holiday ?
  2. Choose a household object. Draw a large star. Draw your object in the centre and write name of the object. Write a few words on each point of the star to describe the object.
- (C) Write one page daily on any topic like your favorite cartoon, trip at any place, visit to relatives, how you spent your day etc.
- (D) Make a chart on sentence and its types.
- (E) Write five sentences on every type of sentences.(Declarative, Interrogative, Exclamatory, Imperative)
- (F) Read English newspaper daily and write 3 news daily in your notebook.
- (G) Make your family tree by using photo graphs of your family members.

## Computer Science

1. Make a chart on any one topic:
  - a. IPO cycle (Page no. 8)
  - b. 3 input and 3 output devices
  - c. Components of window 7 (Page no. 20).

2. **Make a video on chapter 2 ( Windows 7) and copy in DVD. You have to submit after holidays.**
3. **Make a model on laptop with the help of chart and thermocol sheet . Paste following icons on screen of your**

**model :- my computer icon , recycle bin icon , folder icon.**

### G.K.

● **Activity Work :**

- 1) Read newspaper daily
- 2) Be through with the current affairs
- 3) Collect the picture of ancient monuments in India and paste it in scrapbook .

### Science

- **Nature Journal :** Create a nature journal where you can document observations of plants, animals, and natural phenomena you encounter during your vacation. You can sketch, take photos, or write descriptions of what you see.
- **Art work:** Make a chart or model on any of the following topics:
  - 1) Parts of flower
  - 2) Structure of seed
  - 3) Human skeletal system
  - 4) Agents of dispersal of seeds
  - 5) Germination of seed
  - 6) Sense organs
- **Activity work:** Make a home garden by using some plants that are easily available for you. Grow the plants , take care of them and check their growth .Paste the photo of your home garden in your homework notebook.
- **Craft and creativity :** Make anything useful by using some waste materials.
- **Unscramble the words.**
  - a) INTJOS
  - b) CSLESMU

➤ **Word Search Puzzle**

Words to Find:

- Reproduction
- Germination
- Photosynthesis
- Pollination
- Seedling
- Stamen
- Pistil
- Embryo
- Chlorophyll
- Skeleton
- Muscle
- Bone
- Joint
- Tendon
- Ligament
- Flower
- Fruit
- Roots
- Stem
- Leaf

**Puzzle Grid:**

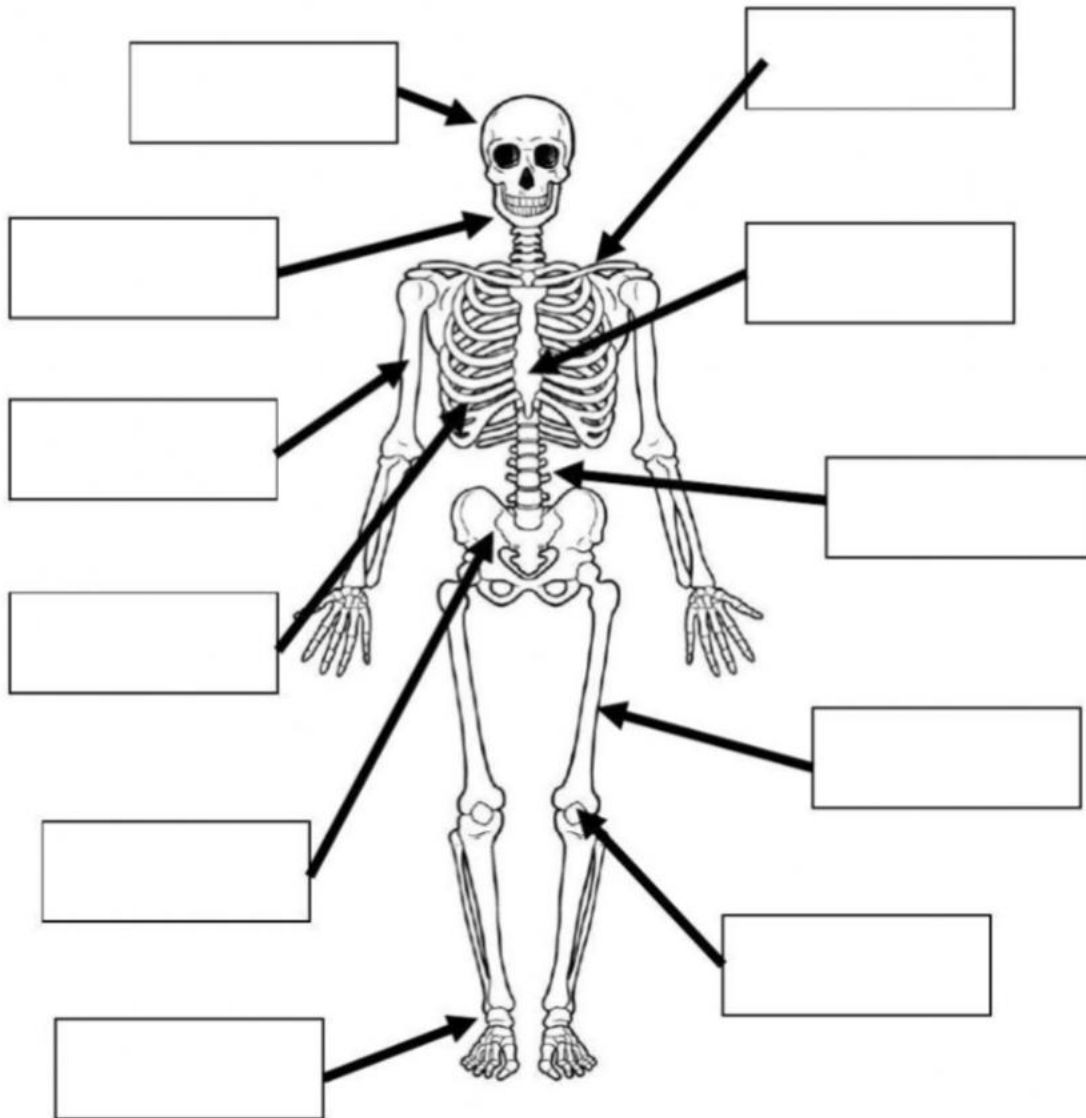
P	O	L	L	I	N	A	T	I	O	N	F
H	T	G	C	J	K	L	M	U	S	C	L
O	E	M	B	R	Y	O	I	K	I	R	O
T	D	L	B	O	N	E	P	E	I	N	W
O	E	M	E	J	O	I	N	T	I	O	E
S	N	E	E	D	L	I	N	G	L	L	R
Y	D	G	E	R	M	I	N	A	T	I	O
N	K	S	K	E	L	E	T	O	N	M	F
T	A	N	D	F	R	U	I	T	E	E	S
H	P	H	O	T	O	S	Y	N	T	H	E
E	M	B	T	E	N	D	O	N	T	F	I
S	L	I	G	A	M	E	N	T	S	T	R
I	N	P	I	S	T	I	L	L	E	E	N
S	C	H	L	O	R	O	P	H	Y	L	L
T	O	S	T	A	M	E	N	O	P	T	W

**Instructions:**

- Print the word search puzzle grid.
- Look for the words listed above in the puzzle grid.
- Words can be found horizontally, vertically, diagonally, and backwards.
- Circle or highlight each word once you find it.

➤ **Name the bones in the body by using the words given below:-**

HUMAN SKELETON DIAGRAM



Skull

Ribs

Sternum

Jawbone

Knee cap

Spine

Femur

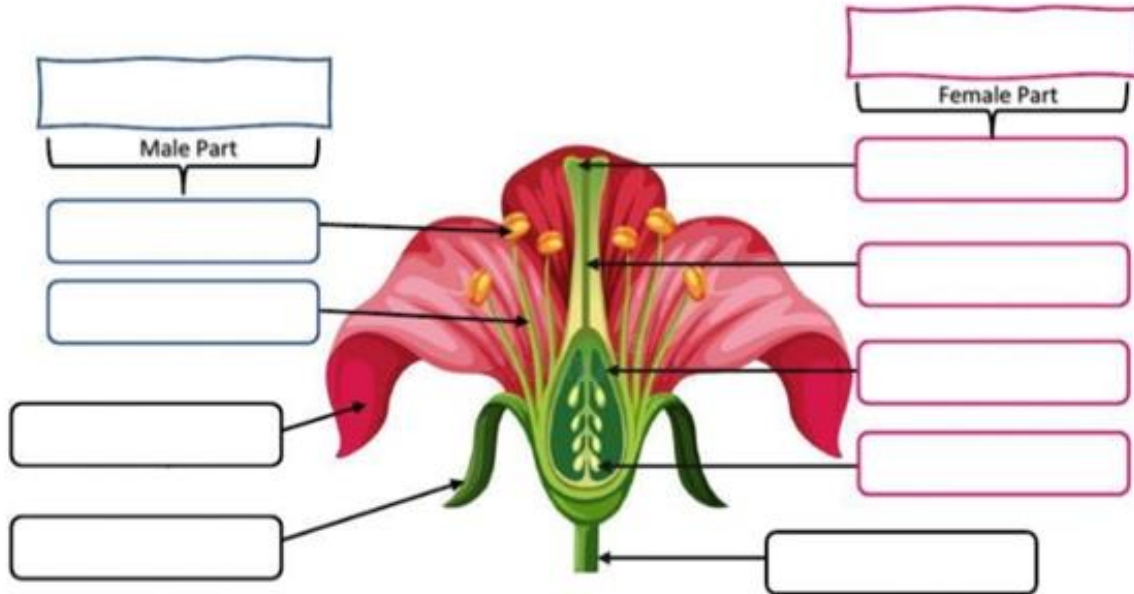
Pelvis

Collar bone

Ankle

Humerus

➤ Label the parts of the flower.



• Choose the correct answer:

Functions	Flower parts
⊗ Bright coloured part that attracts insects.	
⊗ This is the part where pollen is produced.	
⊗ The outer parts of the flower that protect the bud stage.	
⊗ The part that develops into a seed when fertilized.	
⊗ The part that supports the whole flower.	
⊗ It protects the ovules and forms into fruits.	
⊗ It receives pollen from the male part.	

**Maths**

- Write table from 2 to 20 using counting method.
- Find out your age, shoe size, birth month, birth date, no. of people in your family using addition, subtraction, multiplication and division.
- Draw the shapes of square, rectangle and triangle using matchstick.
- Make an working modle for table 2 to 10 cony 1
- Find the sum of girls, boys, mens and womens in your street.
- **Project Work –**

- a) Make a project on types of angels.
- b) Make the chart on place value of Indian and International system of numeration.

➤ **Activity Work –**

- a) Make a video while learning tables and send to your subject teacher.
- b) Make a shopping list with the help of your mother and find out total expenses.

- Write table from 2 to 25 (Two times) with the help of countings.

### **Social Science**

- **Project work:** - With the help of the internet or books find the names of some scholars in the early times who advocated that the Earth is round.
- **Activity:** - Use clay to make a model of the Earth. You may use a pencil or toothpick to show its axis. And also show latitudes and longitudes.
- With the help of the internet or books , collect the following information
  - i) The inventor of the rail engine.
  - ii) The inventor of the airplane.
- Make an assignment on Natural Disasters.
- **Chart Work :** -Make a chart of state, U.T and their capitals.

### **हिन्दी**

1. नैतिक शिक्षा पर आधारित एक कहानी पर अपनी कार्य पुस्तिका में लिखें। उसमें आए सभी संज्ञा शब्दों को रेखांकित करें
2. किन्ही 10 फलों के नाम अपनी उत्तर पुस्तिका में लिखकर उनका वर्ण विच्छेद कीजिए।
3. भारत देश के मानचित्र में राज्यों के नाम तथा वहां बोली जाने वाली भाषाओं के नाम लिखकर अपनी उत्तर पुस्तिका में चिपकाएं।
4. प्रत्येक सप्ताह में कम से कम एक बार दैनिक समाचार पत्र में से 10 कठिन शब्द ढूंढिए और अर्थ सहित लिखिए ।

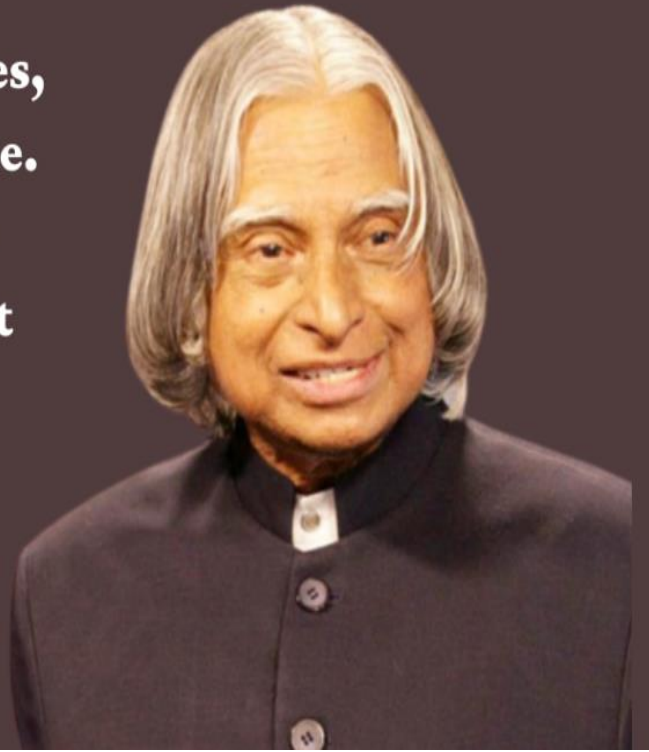
### **5. क्रियाकलाप (Activity)**



- भारत का राष्ट्रगान एक चार्ट पर लिखिए।
- एक चार्ट पर विभिन्न भाषाएं और उनकी लिपियां लिखिए।
- अपनी पुस्तक सारांश से कोई एक कविता याद करे तथा गाकर वीडियो बनाकर अध्यापिका को भेजें |
- चिड़िया का एक घोंसला बनाएँ |

**Don't read success stories,  
you will only get message.  
Read failure stories, you  
will get some ideas to get  
success.**

**-Dr. APJ Abdul Kalam**



**I CLIMBED AND CLIMBED  
WHERE IS THE PEAK, MY LORD?  
I PLOUGHED AND PLOUGHED,  
WHERE IS THE KNOWLEDGE TREASURE, MY LORD?  
I SAILED AND SAILED,  
WHERE IS THE ISLAND OF PEACE, MY LORD?  
ALMIGHTY, BLESS MY NATION  
WITH VISION AND SWEAT RESULTING INTO HAPPINESS**

**A.P.J ABDUL KALAM**